

SHEATH TYPE RESISTANCE SENSOR

NEW-FLOW sheath type resistance sensor is high precision and reliability measuring temperature sensor.

Technical Data

Head housing: General. IP65. Explosion proof available
PT100Ω Element

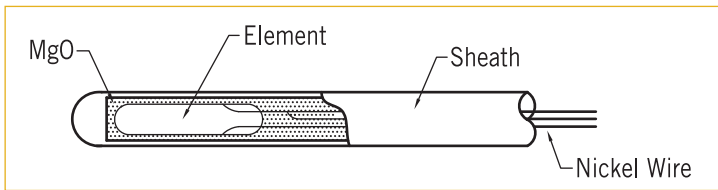
Dial size: Ø1.6~Ø12.75 mm on request

Sheath material: SS316

Working temperature limited: -200~650°C according to applicable standards table.

Measuring wiring method: 2 wire, 3 wire, 4 wire, available

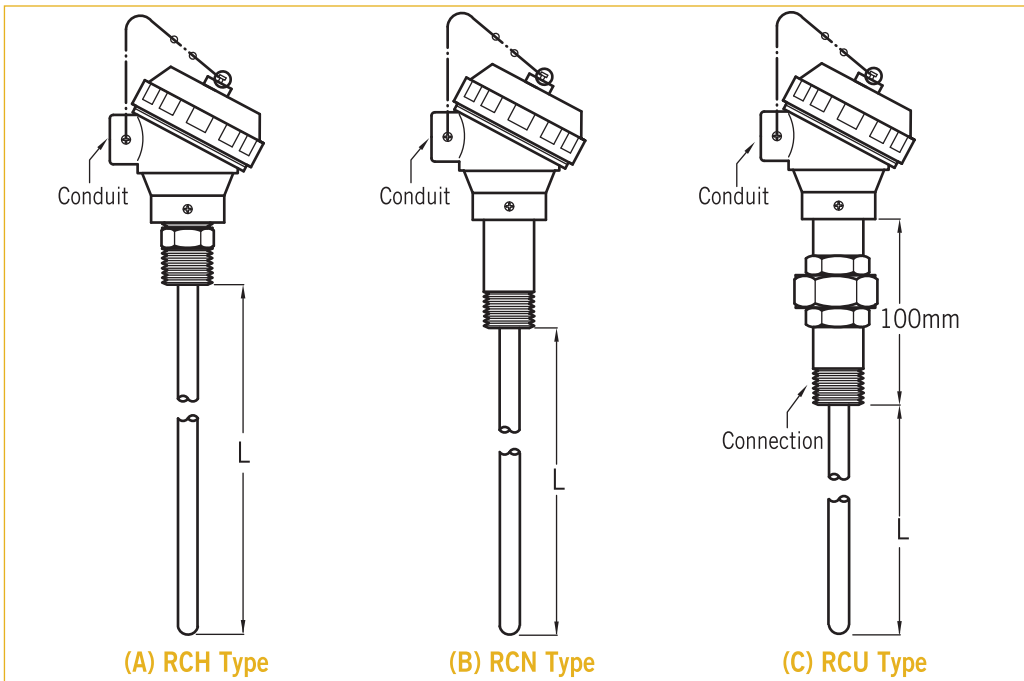
Component List



Explosion proof

IP65

Resistance Sensor Model



(A) RCH Type

(B) RCN Type

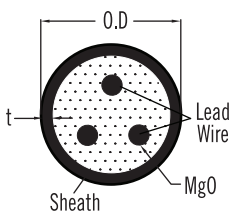
(C) RCU Type

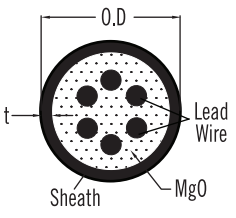
Sensor Type

<p>(A) Spring Loading Hexagonal Head Thread Type</p>	<p>(C) Welded Hexagonal Head Thread Type</p>
<p>(B) Spring Loading Nipple Thread Type</p>	<p>(D) Welded Nipple Thread Type</p>

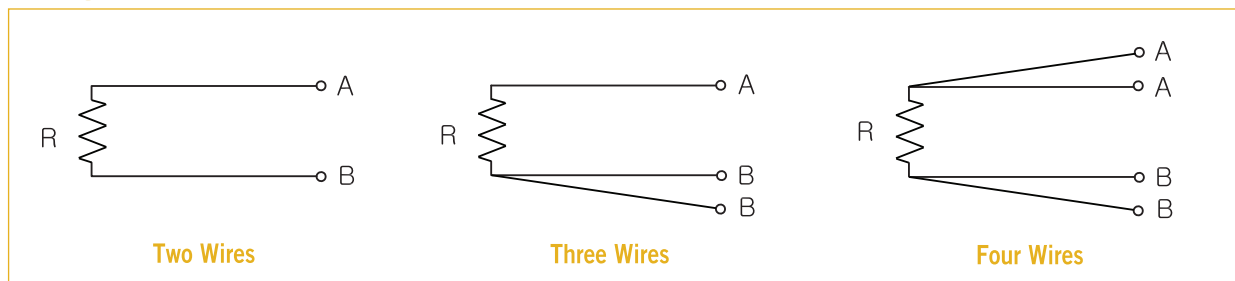
unit=mm

Thermo Resistance Sensor Size

SINGLE ELEMENT						
	Sheath (unit:mm)			Lead Wire (unit:mm)		Sheath max. length (unit:M)
	O.D	t	Material	Diameter	Material	A
	Ø1.6	0.25	SUS316	Ø0.25	Nickel	100
Ø3.2	0.47	Ø0.51		83		
Ø4.8	0.72	Ø0.76		35		
Ø6.4	0.93	Ø1.00		20		
Ø8.0	1.16	Ø1.30		11.5		
Ø9.0	1.25	Ø1.46		21		
Ø12.75	1.80	Ø1.50		10.5		

DOUBLE ELEMENT						
	Sheath (unit:mm)			Lead Wire (unit:mm)		Sheath max. length (unit:M)
	O.D	t	Material	Diameter	Material	A
	Ø3.2	0.38	SUS316	Ø0.30	Nickel	83
Ø4.8	0.72	Ø0.50		35		
Ø6.4	0.93	Ø0.72		20		
Ø8.0	1.16	Ø0.90		11.5		
Ø9.0	1.25	Ø1.00		21		
Ø12.75	1.80	Ø1.50		10.5		

Wiring Method



Standard Table For PT100 (R100/RO=1.385)

IEC Pub. 751-1983 JIS C1604-1997			ASTM E1137-1995	
Class	Tolerance (°C)	Measuring Current Under 2mA	Class	Tolerance (°C)
A	$\pm(0.15+0.002 t)$		A	$\pm(0.13+0.0017 t)$
B	$\pm(0.3+0.005 t)$		B	$\pm(0.25+0.0042 t)$

*|t| : display temperature (°C) on request range.

